

PROJECT SCHEDULE

Contents

PRELIMINARY ISSUE



k20.AU PTY. LTD.
t/a k20 ARCHITECTURE
325 COVENTRY STREET
SOUTH MELBOURNE 3205
VICTORIA AUSTRALIA
www.k20architecture.com

Project No:	0365FOOT
Project Name:	FOOTSCRAY HOCKEY CENTRE
Project Address:	FOGARTY AVE, YARRAVILLE

Schedule Number	Schedule List	Revision	Issue Date
A-SC.02	Floor Finishes	P01	12.01.18
A-SC.03	Internal Wall Finishes	P01	12.01.18
A-SC.06	Joinery	P01	12.01.18

IMPORTANT NOTE

All project schedules are to be read and co-ordinated with all other contract documents including project specifications prior commencement of any works, pricing, ordering and any other associated work. Any discrepancies are to be reported to the Superintendent for clarification. The Builder is to allow to supply and install all items within these schedules. For any item(s) noted in the project Drawings or Documentation which are not specifically indicated in the Project Schedules, the Builder is to provide for a commercial grade quality item to suit the documented item and provide a sample to the Superintendent for approval.

PROJECT SCHEDULE

Floor Finishes

PRELIMINARY ISSUE

 **k20 Architecture**
DESIGN | SUSTAINABILITY | PERFORMANCE

k20.AU PTY. LTD.
t/a k20 ARCHITECTURE
325 COVENTRY STREET
SOUTH MELBOURNE 3205
VICTORIA AUSTRALIA
www.k20architecture.com

IMPORTANT NOTE

All project schedules are to be read and co-ordinated with all other contract documents including project specifications prior commencement of any works, pricing, ordering and any other associated work. Any discrepancies are to be reported to the Superintendent for clarification. The Builder is to allow to supply and install all items within these schedules. For any item(s) noted in the project Drawings or Documentation which are not specifically indicated in the Project Schedules, the Builder is to provide for a commercial grade quality item to suit the documented item and provide a sample to the Superintendent for approval.

Project Name: FOOTSCRAY HOCKEY CENTRE


Project Number: 0365FOOT





Schedule No. A-SC.02


Issue Date: 12.01.18

Revision: P01

- A) Refer to specification & contract documentation for floor cover plates & transition trims between different floor finishes. If none is specified Builder is to allow for in the contract price the cost to supply and install a Raven manufactured cover plate suitable for the transition. All to the Architects approval prior ordering and installation.
- B) Where floor finishes changes between rooms, change is to terminate at center line of door leaf in closed position.
- C) All floor surface gradient and fall are to be constructed in accordance with contract documentation and specification. All falls to floor waste are to be bucket tested to ensure sufficient fall is achieved for surface drainage.
- D) Where applicable provide suitable connecting profile to all junctions between floor vinyl and vinyl wall junction.
- E) Builder is to confirm all floor substrate and structure are prepared to the industry best practice and in accordance with floor finishes manufactureres recommendation and detail prior installation.

Item	Code	Description	Product	Image	Colour / Model	Supplier / Contact	Location	ESD Features/Special Notes
1	CAR-01	Carpet	Interface, World Woven		Linen Tweed, WW860 8190-001-000		Boardroom	

2	CONC-01	Fibre Cement Sheet					External Store	
3	EPX-01	Epoxy Flooring	Rospry Vinyl Flake System		Pines B12		Kitchen, Canteen, Kitchen Stores	provision of slip resistance to suit minimum P3 antislip rating
4	EX.FLR	Existing Floor					Cool Room	
5	MAT	Recessed entry floor mat	TBC					Allow for slab set down
6	RUB-01	Rubber	Gerlfor, Powershock 300		Dark Grey 0001		Gym	provision of slip resistance to suit minimum P3 antislip rating
7	TAC	Tactile indicators	TBC					In accordance with AS1428.4
8	TIL-01	Tile	Signorino, 300x600		Dublin, 179-62		Bathrooms, Showers, Umpire, Physio (Alternate to VIN-02)	Slip Rating to be minimum P3
11	VIN-03	Acoustic Vinyl Plank	Woodgrain Level Set Collection 250mm x 1000mm x 4.5mm thick		Code: A00406014020502X X0902 Style/Code: TEX WG Antique Light Oak	Interface	Children's Playroom	Laying Method: Ashlar R10 slip rating, Ensure acoustical impact noise reduction 6 dB. Provide aluminium trim between differing floor finishes

9	SN	Stair Nosing	TBC					Antislip aluminium nosing ith coloured insert
10	VIN-01	Vinyl	Gerflor Recreation 60		Canadian Maple		Changerooms	provision of slip resistance to suit minimum P3 antislip rating

PROJECT SCHEDULE

Internal Wall Finishes

PRELIMINARY ISSUE

k20 Architecture
DESIGN | SUSTAINABILITY | PERFORMANCE

k20.AU PTY. LTD.
t/a k20 ARCHITECTURE
325 COVENTRY STREET
SOUTH MELBOURNE 3205
VICTORIA AUSTRALIA
www.k20architecture.com

IMPORTANT NOTE

All project schedules are to be read and co-ordinated with all other contract documents including project specifications prior commencement of any works, pricing, ordering and any other associated work. Any discrepancies are to be reported to the Superintendent for clarification. The Builder is to allow to supply and install all items within these schedules. For any item(s) noted in the project Drawings or Documentation which are not specifically indicated in the Project Schedules, the Builder is to provide for a commercial grade quality item to suit the documented item and provide a sample to the Superintendent for approval.

Project Name: FOOTSCRAY HOCKEY CENTRE



Project Number: 0365FOOT






Schedule No. A-SC.03


Issue Date: 12.01.18

Revision: P01

- A) Wall linings/junctions/punctuations are to be fully air tight seal throughout.
- B) Allow to patch and paint throughout where new works adjoins existing.
- C) Provide water proofing in accordance with BCA and specification.
- D) Provide Skirting and ceiling cornice as per specification. If none specified builder is to allow for in the contract price the supply and installation of 100mm X19mm KDHW rectangular profile skirting with painted finish & square set finish to ceiling cornice with painted finish.
- E) All painted wall surface are to be sealed and primed as per specification prior to carrying out finishes coat. A test sample surface area of 1.0sqm are to be conducted on site and presented to the Principal's approval prior carryout all painting works.
- G) Refer to architectural drawings for any tile set-out.

Item	Code	Description	Product	Image	Colour / Model	Supplier / Contact	Location	ESD Features/Special Notes
1	COV-01	Coved Vinyl	GerflorTarasafe Standard PUR Coving		Storm 7773		Bathrooms, Showers, Umpire, Physio	P3 slip rating for wetareas
2	COV-02	Coved Vinyl	To suit Rospry Vinyl Flake System		Pines, B12		Kitchen, Canteen, Kitchen Stores	provision of slip resistance to suit minimum P3 antislip rating

3	PF-01	Wall paint finish	Dulux		Natural White SW1F4		Throughout	
4	PIN-01	Pinboard	Autex, Vertiface		Sage		Boardroom	
5	SB-01	Splashback	Commercial Grade Stainless Steel				Kitchen, Canteen	304 grade stainless steel with finished finish
6	SK-01	Skirting	Criterion, Masonite Skirting		Masonite skirting 100mm high. Precoated with Undercoat. Allow to paint finish		Throughout dry areas	To be finished with PF-01 semigloss. Zero VOC
7	TG-01	Tile grout			Silver Grey		Bathrooms, Showers, Umpire, Physio	
8	WT-01	Wall tile	Signorino, Rome 300x300		Clay, Natural 34-101		Bathrooms, Showers, Umpire, Physio	Thickness to match floor vinyl to allow for seam sealing of junction

9	WV-01	Wall vinyl	Gerflor Mural Calypso		Fabric, Silk 7740		Bathrooms, Showers, Umpire, Physio	Thickness to match floor vinyl to allow for seam sealing of junction

PROJECT SCHEDULE

Joinery

PRELIMINARY ISSUE

 **k20 Architecture**
DESIGN | SUSTAINABILITY | PERFORMANCE

k20.AU PTY. LTD.
t/a k20 ARCHITECTURE
325 COVENTRY STREET
SOUTH MELBOURNE 3205
VICTORIA AUSTRALIA
www.k20architecture.com

IMPORTANT NOTE

All project schedules are to be read and co-ordinated with all other contract documents including project specifications prior commencement of any works, pricing, ordering and any other associated work. Any discrepancies are to be reported to the Superintendent for clarification. The Builder is to allow to supply and install all items within these schedules. For any item(s) noted in the project Drawings or Documentation which are not specifically indicated in the Project Schedules, the Builder is to provide for a commercial grade quality item to suit the documented item and provide a sample to the Superintendent for approval.

Project Name: FOOTSCRAY HOCKEY CENTRE


Project Number: 0365FOOT





Schedule No. A-SC.06




Issue Date: 12.01.18

Revision: P01

- A) Joinery finishes schedule to be read in conjunction with architectural documentation and project specification.
- B) Laminex E0 range (low emission board) to be used throughout, with 2mm ABS edging to match selected laminate colour unless noted otherwise.
- C) Builder to confirm actual dimensions on site prior to fabrication of joinery. Any discrepancies found on site is to be reported to the Architects immediately for clarification.
- D) Builder to co-ordinate the ordering of materials with sufficient lead time to ensure project program is not delayed.
- E) Builder to check dimensions of all equipment to be installed into joinery and confirm any adjustments to joinery dimensions to Superintendent for approval prior to manufacture.

Item	Code	Description	Product	Image	Colour / Model	Supplier / Contact	Location	ESD Features/Special Notes
1	AS	Adjustable Shelf	TBC					
2	BS-01	Benchtop	Laminex		Lustrous Elm, Natural Finish			

3	BS-02	Benchtop	Commercial Grade Stainless Steel					
4	BS-03	Benchtop	Laminex		Natural Walnut, Natural Finish			
5	DR	Door	TBC		to match laminate finish			
6	FS	Fixed Shelves	TBC					
7	JP	Joinery Pull Handle	TBC					
8	JN	Joinery Unit	Refer to Joinery Details (TBC)					
9	KB-01	Kicker Board	Laminex		Natural Walnut, Natural Finish			
10	MR	Mirror	Viridian					

11	LAM-01	Laminate Finish	Laminex		Oyster Linea, Natural Finish			
12	LAM-02	Laminate Finish	Laminex		Natural Walnut, Natural Finish			
13	CHB	Coat Hook Backing Plate	TBC					
14	PWS-01	Partition Wall System	Laminex Multipurpose Partitioning		Fossil			

PROJECT SCHEDULE

Fixtures & Fittings

PRELIMINARY ISSUE

k20 Architecture
DESIGN | SUSTAINABILITY | PERFORMANCE

k20.AU PTY. LTD.
t/a k20 ARCHITECTURE
325 COVENTRY STREET
SOUTH MELBOURNE 3205
VICTORIA AUSTRALIA
www.k20architecture.com

IMPORTANT NOTE

All project schedules are to be read and co-ordinated with all other contract documents including project specifications prior commencement of any works, pricing, ordering and any other associated work. Any discrepancies are to be reported to the Superintendent for clarification. The Builder is to allow to supply and install all items within these schedules. For any item(s) noted in the project Drawings or Documentation which are not specifically indicated in the Project Schedules, the Builder is to provide for a commercial grade quality item to suit the documented item and provide a sample to the Superintendent for approval.

Project Name: FOOTSCRAY HOCKEY CENTRE

Project Number: 0365FOOT



Schedule No. A-SC.07





Issue Date: << Enter Date >>



Revision:

A) All new sanitary tap and shower water supply to be connected with to thermostatic mixing valves in accordance with Australian standards AS/NZS 00.4:1997. Should no thermostatic mixing valve be called up in the hydraulic documentation provide Enware Aquablend 1500 ATM700 mixing valve to project. Location of mixing valve to be mounted within a lockable flush mounted recessed wall panel, position to the Architects approval.

B) Allow to caulk all new junctions to fixtures and fittings where abutting a wall or floor, obtain approval from Superintendent on colour and type of caulking prior to installation

Item	Code	Description	Product	Image	Colour / Model	Supplier / Contact	Location	ESD Features/Special Notes
1	WC-01	Toilet Pan	Luna Wall Faced Toilet Suite Bottom Inlet 829710W					
2	WC-02	Ambulant Toilet Pan	Liano Cleanflush Easy Height Wall Faced Suite DF AG 766450AG					

3	WC-03	Accessible Toilet Pan	Care 800 Cleanfluch Wall Faced Toilet Suite with Backrest - Caravelle Care SF AG 901920BAG					
4	BS	Baby Change Station	Koala Kare Baby Change Station		Horizontal Wall Mounted, KB200			
5	BWU	Boiling Water Unit	TBC					
6	CSK	Cleaner's sink	TBC					
7	CH-01	Clothes Hook	Liano Nexus Robe Hook					DDA Showers and Partition Doors
8	DW-01	Dishwasher						
9	FW	Floor Waste	TBC					
10	FDS-01	Fold Down Seat	Metlam Folding Shower Seat		ML994CL			DDA Showers
11	GR-01	Grab Rail	TBC					
12	GR-02	Grab Rail	TBC					

13	HB-01	Hand Basin	Liano Nexus Wall Basin (1TH) 665315W					Optional Eco bottle trap available in matte black, white or chrome. Optional Liano Nexus black waste and overflow ring (687149B) (BT-01)
14	HB-02	Hand Basin	Liano Nexus Semi-Recessed Basin (1TH) 665715W					
15	HD	Hand dryer	TBC					
16	KP	Kick plate	TBC					
17	PTD	Paper Towel Dispenser	TBC					
18	BIN	Rubbish Bin	TBC					
19	SHS	Shower shelf	TBC					